

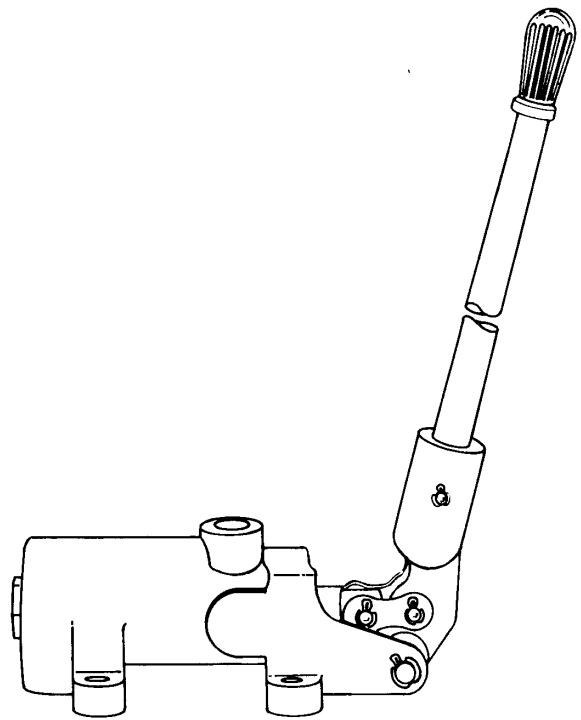


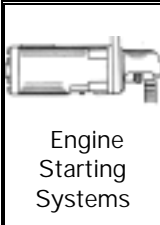
| | | | |
|--|---|---|---|
|  <p>Engine Starting Systems</p> | <p>Document: Data sheet Version: 1 Status: actual Author: bs Date: 01-12-06 Approved: rs Date: 01-12-12 File: PC</p> | <p>HPA 300118 Hand pump Data sheet</p> |  <p>HUEGLI TECH LTD SWITZERLAND Tel.: + 41-62-916 50 30 Fax: + 41-62-916 50 35 www.huegli-tech.com</p> |
|--|---|---|---|

HPA 300118



HPA 300118 Hand Pump Specifications

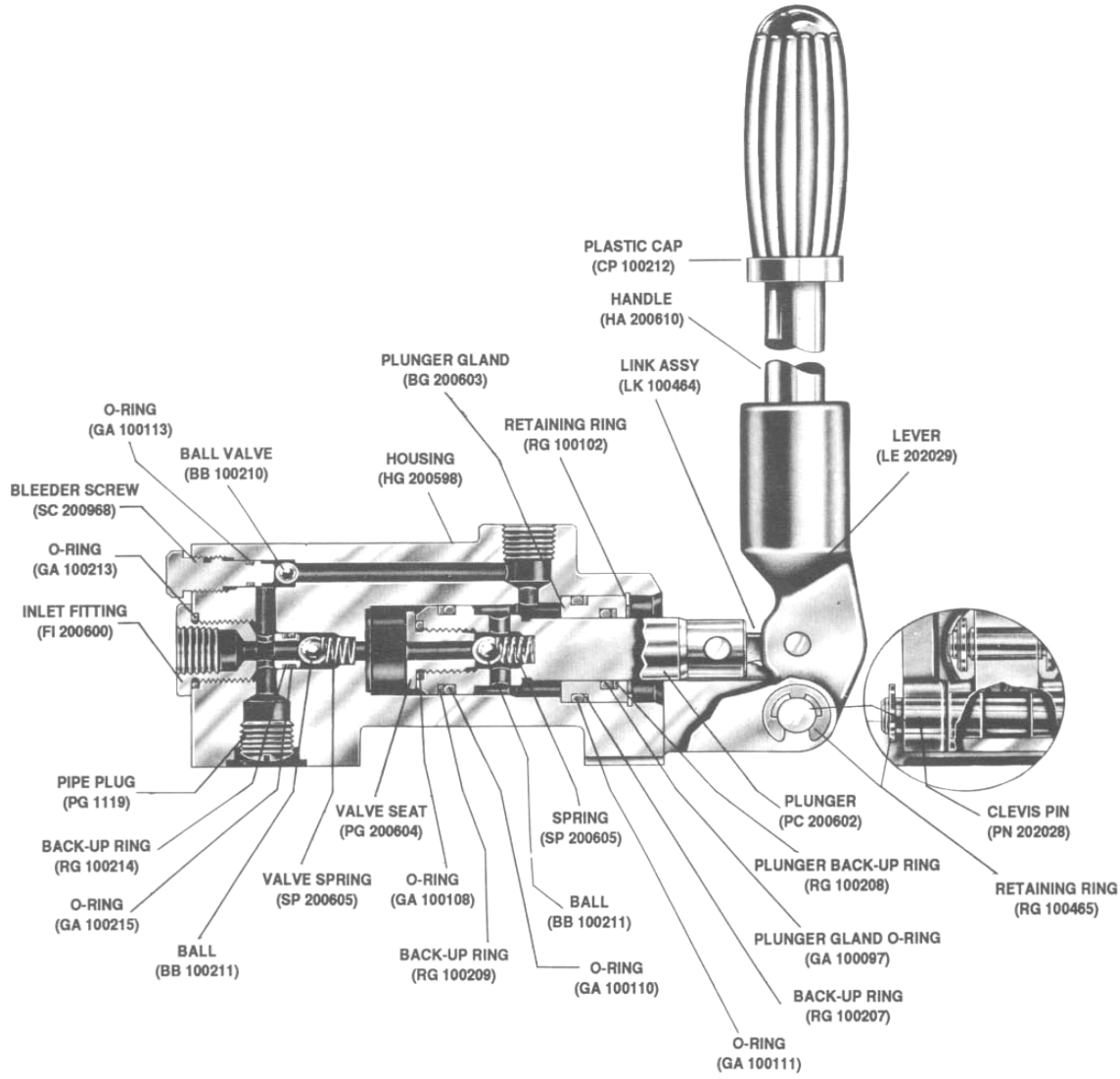

| | |
|---|--|
| Housing | Aluminum |
| Piston | Stainless Steel |
| Handle | Cold Rolled Steel |
| Seals | “O” Rings with Teflon Back-up Rings |
| By-Pass Release | Manual |
| Inlet Connection | Alternate in Base of Pump |
| Bore | 1.25” (31.75 mm) |
| Stroke | 1.00” (25.4 mm) Double Acting |
| Output | 1.22 in. ³ (19.99 cm ³) per cycle |
| Weight | 19.5 lbs. (8.84 kgs) |
| Force required on handle at 3000 psi (207 bars) | 48.5 lbs (22 kgs) |



Document: Data sheet
Version: 1
Status: actual
Author: bs **Date:** 01-12-06
Approved: rs **Date:** 01-12-12
File: PC

HPA 300118

Hand pump Data sheet



Service Kit KT 202565

| Q-ty | Description | Part Number | Q-ty | Description | Part number |
|------|------------------------------|-------------|------|------------------------------|-------------|
| 1 | Bleeder screw O-ring | GA 100113 | 1 | Plunger O-ring | GA 100110 |
| 1 | Inlet fitting O-ring (outer) | GA 100213 | 1 | Check valve spring | SP 200605 |
| 1 | Inlet fitting back-up ring | RG 100214 | 1 | Plunger gland O-ring (inner) | GA 100111 |
| 1 | Inlet fitting O-ring (inner) | GA 100215 | 1 | Plunger gland back-up ring | RG 100207 |
| 1 | Check valve seat O-ring | GA 100108 | 1 | Plunger gland O-ring (outer) | GA 100097 |
| 1 | Plunger back-up ring | RG 100209 | 1 | Plunger gland back-up ring | RG 100208 |

CAUTION
 Prior to any disassembly work, all pressurized fluid in the accumulators must be bled to the reservoir.
 Always release all hydraulic pressure before disconnecting any lines.